



Posey® Deluxe Half Side Rail Protectors

BED SAFETY

POSEY DELUXE HALF SIDE RAIL PROTECTORS

The Deluxe Half Side Rail Protectors easily fit over standard half side rails and provide protective padding to help minimize patient injury. Hook and loop attachments increase the ease of application and removal. The water repellent vinyl cover helps protect the fabric and can be wiped clean between uses. Available with an optional window that aids patient monitoring.


- REF 5709** Half Side Rail Protector, 40"L x 16"H x 1"D
- REF 5710** Half Side Rail Protector with Window, 40"L x 16"H x 1"D


APPLICATION INSTRUCTIONS:

1. Raise side rails to the "up" position.
2. Position the Side Rail Protector on the inside of the side rail with the straps facing away from the patient.
3. Undo the hook and loop straps and reapply them so that the Side Rail Protector is secured to the side rail.
4. Always monitor the patient appropriately per facility policy.

⚠ WARNING

The Deluxe Half Side Rail Protectors will not support weight, nor prevent patients who attempt to climb over the side rail from getting entangled in the gap between the upper and lower side rail. See your Posey Catalog for alternative products, or consult your facility's policy and procedures regarding patients who attempt to climb over the side rails.

 **Posey®** | Posey Company • 5635 Peck Road, Arcadia, CA 91006-0020 USA
Phone: 1.800.447.6739 • Fax: 1.800.767.3933 • Web: www.posey.com



CLEANING INSTRUCTIONS:

Wipe clean with mild cleaner or disinfectant.



EC REP MDSS GmbH
Schiffgraben 41
D-30175 Hannover, Germany
© 2008 Posey Company. All rights reserved.

CE
M6015 071008



Posey® Deluxe Half Side Rail Protectors

BED SAFETY

POSEY DELUXE HALF SIDE RAIL PROTECTORS

The Deluxe Half Side Rail Protectors easily fit over standard half side rails and provide protective padding to help minimize patient injury. Hook and loop attachments increase the ease of application and removal. The water repellent vinyl cover helps protect the fabric and can be wiped clean between uses. Available with an optional window that aids patient monitoring.


- REF 5709** Half Side Rail Protector, 40"L x 16"H x 1"D
- REF 5710** Half Side Rail Protector with Window, 40"L x 16"H x 1"D

APPLICATION INSTRUCTIONS:

1. Raise side rails to the "up" position.
2. Position the Side Rail Protector on the inside of the side rail with the straps facing away from the patient.
3. Undo the hook and loop straps and reapply them so that the Side Rail Protector is secured to the side rail.
4. Always monitor the patient appropriately per facility policy.

⚠ WARNING

The Deluxe Half Side Rail Protectors will not support weight, nor prevent patients who attempt to climb over the side rail from getting entangled in the gap between the upper and lower side rail. See your Posey Catalog for alternative products, or consult your facility's policy and procedures regarding patients who attempt to climb over the side rails.

 **Posey®** | Posey Company • 5635 Peck Road, Arcadia, CA 91006-0020 USA
Phone: 1.800.447.6739 • Fax: 1.800.767.3933 • Web: www.posey.com



CLEANING INSTRUCTIONS:

Wipe clean with mild cleaner or disinfectant.



EC REP MDSS GmbH
Schiffgraben 41
D-30175 Hannover, Germany
© 2008 Posey Company. All rights reserved.

CE
M6015 071008