



Posey® Split Side Rail Protectors

Quality Products since 1937

BED SAFETY

Posey Split Side Rail Protectors feature a universal design with multiple versatile hook and loop straps for easy attachment to many beds and side rails. The soft, padded design helps protect against hard side rail surfaces and is covered in a water repellent vinyl that can be wiped clean between uses. Provides a visual deterrent against patients exiting the bed between the side rails and depending on the bed system, these protectors may help mitigate and safeguard against FDA/HBSW entrapment zones 1 and 5⁽¹⁾.

- REF 5705** For older, open bar side rail designs, 36"L x 16"H x 1/2" Thick
- REF 5705LS** For newer, encapsulated side rail designs, 36"L x 16"H x 1/2" Thick (Two more upper straps than model 5705. All four upper straps are longer than model 5705)

APPLICATION INSTRUCTIONS:

- Place the pad inside and between the upper and lower side rails of the bed with the attachment straps pointing outward (see Fig. 1).
- Secure the bottom attachment straps to the bed frame. At least two of the three straps need to be secured for proper use.
- Position and attach the remaining straps to the bed side rails by (see Fig. 2):
 - Wrapping the loop closure completely around the attaching point;
 - Pulling the hook material over the loop material;
 - Excess strap length may be cut if desired.
- While not all straps may be applicable for use on some bed models, ensure that enough of the straps are attached to secure the pad on the bed (Example of a properly installed 5705 shown in Fig. 3).

WARNING The Split Side Rail Protector will not support weight, nor prevent patients who attempt to climb over the side rail from getting entangled in the gap between the upper and lower side rail. See your Posey Catalog for alternative products, or consult your facility's policy and procedures regarding patients who attempt to climb over the side rails.



CLEANING INSTRUCTIONS: Wipe clean with mild cleaner or disinfectant. WIPE CLEAN

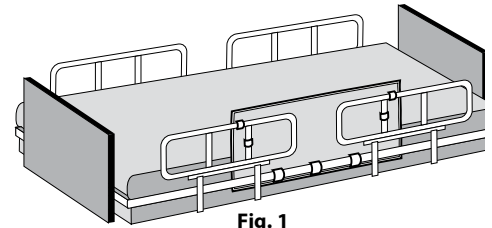


Fig. 1

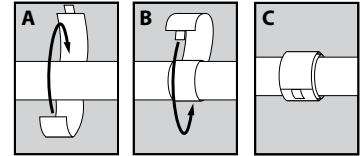


Fig. 2

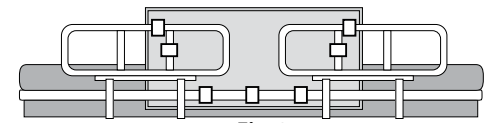


Fig. 3

⁽¹⁾ "Hospital Bed System Dimensional and Assessment Guidance to Reduce Entrapments": FDA, Docket No. 2004D-0343, March 10, 2006



Posey Company • 5635 Peck Road, Arcadia, CA 91006-0020 USA
Phone: 1.800.447.6739 • Fax: 1.800.767.3933 • Web: www.posey.com



MDSS GmbH
Schiffgraben 41
D-30175 Hannover, Germany

© 2008 Posey Company. All rights reserved.



M1628 071008



Posey® Split Side Rail Protectors

Quality Products since 1937

BED SAFETY

Posey Split Side Rail Protectors feature a universal design with multiple versatile hook and loop straps for easy attachment to many beds and side rails. The soft, padded design helps protect against hard side rail surfaces and is covered in a water repellent vinyl that can be wiped clean between uses. Provides a visual deterrent against patients exiting the bed between the side rails and depending on the bed system, these protectors may help mitigate and safeguard against FDA/HBSW entrapment zones 1 and 5⁽¹⁾.

- REF 5705** For older, open bar side rail designs, 36"L x 16"H x 1/2" Thick
- REF 5705LS** For newer, encapsulated side rail designs, 36"L x 16"H x 1/2" Thick (Two more upper straps than model 5705. All four upper straps are longer than model 5705)

APPLICATION INSTRUCTIONS:

- Place the pad inside and between the upper and lower side rails of the bed with the attachment straps pointing outward (see Fig. 1).
- Secure the bottom attachment straps to the bed frame. At least two of the three straps need to be secured for proper use.
- Position and attach the remaining straps to the bed side rails by (see Fig. 2):
 - Wrapping the loop closure completely around the attaching point;
 - Pulling the hook material over the loop material;
 - Excess strap length may be cut if desired.
- While not all straps may be applicable for use on some bed models, ensure that enough of the straps are attached to secure the pad on the bed (Example of a properly installed 5705 shown in Fig. 3).

WARNING The Split Side Rail Protector will not support weight, nor prevent patients who attempt to climb over the side rail from getting entangled in the gap between the upper and lower side rail. See your Posey Catalog for alternative products, or consult your facility's policy and procedures regarding patients who attempt to climb over the side rails.



CLEANING INSTRUCTIONS: Wipe clean with mild cleaner or disinfectant. WIPE CLEAN

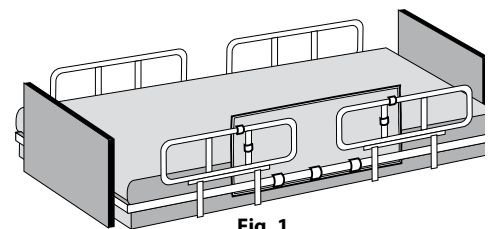


Fig. 1

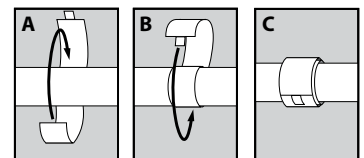


Fig. 2

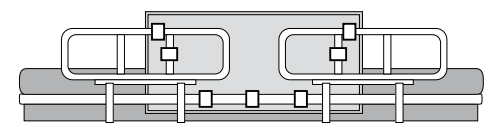


Fig. 3

⁽¹⁾ "Hospital Bed System Dimensional and Assessment Guidance to Reduce Entrapments": FDA, Docket No. 2004D-0343, March 10, 2006



Posey Company • 5635 Peck Road, Arcadia, CA 91006-0020 USA
Phone: 1.800.447.6739 • Fax: 1.800.767.3933 • Web: www.posey.com



MDSS GmbH
Schiffgraben 41
D-30175 Hannover, Germany

© 2008 Posey Company. All rights reserved.



M1628 071008