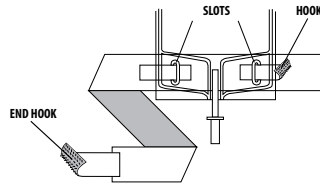



## POSEY DRAINAGE BAG STRAPS



Posey Drainage Bag Straps securely and comfortably hold any urinary drainage bag to the leg. Made of soft, nonslip, polyurethane foam with a nylon backing for additional strength. Washable. One pair per package.

### APPLICATION INSTRUCTIONS

1. Slip the two white center hooks through the slots on the top edge of the plastic drainage bag.
2. Fold the hook so the closure adheres to the white nylon backing. The blue foam will be against the leg.
3. Use the end hook to secure the strap around the leg. Trim excess foam to fit.
4. Repeat the process with bottom strap.

**NOTE:** Be careful not to wrap the strap too tightly. Check frequently for circulatory impairment.

**REF 8142** Drainage Bag Straps



**WASHING INSTRUCTIONS:**



Posey Company • 5635 Peck Road, Arcadia, CA 91006-0020 USA  
Phone: 1.800.447.6739 • Fax: 1.800.767.3933 • Web: www.posey.com



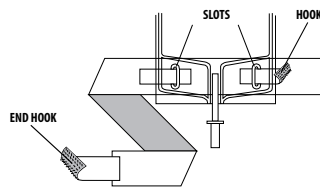

MDSS GmbH  
Schiffgraben 41  
D-30175 Hannover, Germany

© 2008 Posey Company. All rights reserved.



M1385 022508

## POSEY DRAINAGE BAG STRAPS



Posey Drainage Bag Straps securely and comfortably hold any urinary drainage bag to the leg. Made of soft, nonslip, polyurethane foam with a nylon backing for additional strength. Washable. One pair per package.

### APPLICATION INSTRUCTIONS

1. Slip the two white center hooks through the slots on the top edge of the plastic drainage bag.
2. Fold the hook so the closure adheres to the white nylon backing. The blue foam will be against the leg.
3. Use the end hook to secure the strap around the leg. Trim excess foam to fit.
4. Repeat the process with bottom strap.

**NOTE:** Be careful not to wrap the strap too tightly. Check frequently for circulatory impairment.

**REF 8142** Drainage Bag Straps



**WASHING INSTRUCTIONS:**



Posey Company • 5635 Peck Road, Arcadia, CA 91006-0020 USA  
Phone: 1.800.447.6739 • Fax: 1.800.767.3933 • Web: www.posey.com



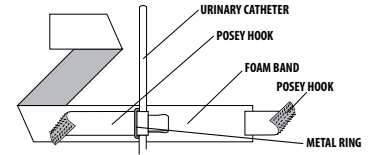

MDSS GmbH  
Schiffgraben 41  
D-30175 Hannover, Germany

© 2008 Posey Company. All rights reserved.



M1385 022508

## POSEY CATHETER TUBE HOLDER STRAPS



This soft foam band wraps around the leg to hold the catheter or drainage tube in place without skin-irritating tape. Washable. One dozen per package.

### APPLICATION INSTRUCTIONS

1. Attach the foam band around the patient's leg, using the Posey Hook. Trim excess (over 4").
2. Center the catheter tube over the Posey Hook, between the metal ring and the Posey Hook.
3. Thread the Posey Hook through the metal ring and secure to foam band with the Posey Hook.

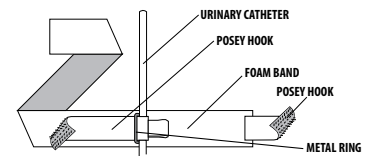

**NOTE:** Be careful not to wrap the strap too tightly. Check frequently for circulatory impairment.

**REF 8143** Foam Catheter Tube Holder Straps



**WASHING INSTRUCTIONS:**

## POSEY CATHETER TUBE HOLDER STRAPS



This soft foam band wraps around the leg to hold the catheter or drainage tube in place without skin-irritating tape. Washable. One dozen per package.

### APPLICATION INSTRUCTIONS

1. Attach the foam band around the patient's leg, using the Posey Hook. Trim excess (over 4").
2. Center the catheter tube over the Posey Hook, between the metal ring and the Posey Hook.
3. Thread the Posey Hook through the metal ring and secure to foam band with the Posey Hook.

**NOTE:** Be careful not to wrap the strap too tightly. Check frequently for circulatory impairment.

**REF 8143** Foam Catheter Tube Holder Straps



**WASHING INSTRUCTIONS:**



Posey Company • 5635 Peck Road, Arcadia, CA 91006-0020 USA  
Phone: 1.800.447.6739 • Fax: 1.800.767.3933 • Web: www.posey.com



MDSS GmbH  
Schiffgraben 41  
D-30175 Hannover, Germany

© 2008 Posey Company. All rights reserved.



M1385 022508