



Posey® Side Rail Wedges

BED SAFETY

Posey Side Rail Wedges help protect patients from injury by helping close the gaps around the perimeter of the mattress and by cushioning the side rails and the headboard or footboard. They also help to deter the patient's release of restraints. Made of durable, medium density foam and covered in soft, water-repellent vinyl, each Side Rail Wedge attaches with hook and loop straps.

REF 5708 35"L x 17"H x 2"D (89 cm x 43 cm x 5 cm)

REF 5708S 30"L x 17"H x 2"D (76 cm x 43 cm x 5 cm)

APPLICATION INSTRUCTIONS:

1. Inspect product prior to use and check for proper fit.
2. With the bed flat, position the Side Rail Wedge on the inside of the side rail so that the wedge fits snugly between the mattress and the side rail (Fig. 1).
3. Open the hook and loop straps and reapply them so that the Side Rail Wedge is secured to the side rail.
4. After raising or lowering the head or foot of the bed, readjust the Side Rail Wedges and the attachment straps, making sure the Side Rail Wedge is positioned securely.

SIDE RAIL WEDGES HAVE MULTIPLE USES:

Figure A: Use singly to close the gap between the half side rails.

Figure B: Use singly to cover the half side rail at the head or foot of the bed.

Figure C: Zip two together to provide full length protection up to 6' of double half rails, three quarter, or full side rails.

Figure D: Use singly at head or foot of bed to cover/protect the headboard or footboard.

Meets CA #117 Flame Retardancy Standards

CLEANING INSTRUCTIONS:

Wipe clean with soap and water or disinfectant.
DO NOT use cleaners that contain Phenol or Benzyl.



WIPE CLEAN



Posey Company • 5635 Peck Road, Arcadia, CA 91006-0020 USA
Phone: 1.800.447.6739 • Fax: 1.800.767.3933 • Web: www.posey.com

© 2009 Posey Company. All rights reserved.

M0010 020909

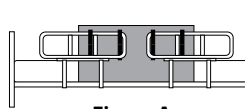


Figure A

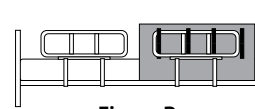


Figure B

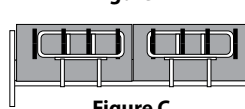


Figure C

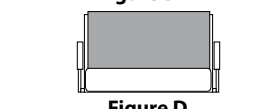


Figure D

Refer to the Posey Catalog for Posey product cross-reference guide.

⚠ WARNING Foam side rail wedges will not prevent a determined patient from going over or attempting to go between or through side rail gaps.



Posey® Side Rail Wedges

BED SAFETY

Posey Side Rail Wedges help protect patients from injury by helping close the gaps around the perimeter of the mattress and by cushioning the side rails and the headboard or footboard. They also help to deter the patient's release of restraints. Made of durable, medium density foam and covered in soft, water-repellent vinyl, each Side Rail Wedge attaches with hook and loop straps.

REF 5708 35"L x 17"H x 2"D (89 cm x 43 cm x 5 cm)

REF 5708S 30"L x 17"H x 2"D (76 cm x 43 cm x 5 cm)

APPLICATION INSTRUCTIONS:

1. Inspect product prior to use and check for proper fit.
2. With the bed flat, position the Side Rail Wedge on the inside of the side rail so that the wedge fits snugly between the mattress and the side rail (Fig. 1).
3. Open the hook and loop straps and reapply them so that the Side Rail Wedge is secured to the side rail.
4. After raising or lowering the head or foot of the bed, readjust the Side Rail Wedges and the attachment straps, making sure the Side Rail Wedge is positioned securely.

SIDE RAIL WEDGES HAVE MULTIPLE USES:

Figure A: Use singly to close the gap between the half side rails.

Figure B: Use singly to cover the half side rail at the head or foot of the bed.

Figure C: Zip two together to provide full length protection up to 6' of double half rails, three quarter, or full side rails.

Figure D: Use singly at head or foot of bed to cover/protect the headboard or footboard.

Meets CA #117 Flame Retardancy Standards

CLEANING INSTRUCTIONS:

Wipe clean with soap and water or disinfectant.
DO NOT use cleaners that contain Phenol or Benzyl.



WIPE CLEAN



Posey Company • 5635 Peck Road, Arcadia, CA 91006-0020 USA
Phone: 1.800.447.6739 • Fax: 1.800.767.3933 • Web: www.posey.com

© 2009 Posey Company. All rights reserved.

M0010 020909

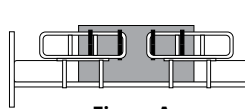


Figure A

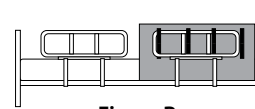


Figure B

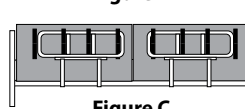


Figure C

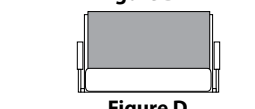


Figure D

Refer to the Posey Catalog for Posey product cross-reference guide.

⚠ WARNING Foam side rail wedges will not prevent a determined patient from going over or attempting to go between or through side rail gaps.